

What's all the **hoopla**™ about?

- What *is* hoopla?

hoopla is a FREE digital media service available through your library that you can use to borrow a great selection of movies, television shows, educational/instructional videos, documentaries, full music albums, and audiobooks using your browser (IE8+, Chrome, Firefox, or Safari), select smartphones and tablets.

It's easy to sign up, and to use. Best of all: there's no waiting, no holds, and no late fees!

- What do I need to sign up for hoopla?

You must have a library card from your local library, and an email account. You must be in good standing with your library (not blocked, expired, or restricted). Also, you need access to the internet, a compatible device, and will need to create a password.

- Are there ads on hoopla?

No! hoopla has no ads or commercials!

- How often does hoopla get new content?

Typically, hoopla adds new content weekly, but they are constantly working with content providers to add content to hoopla's offerings.



- Do I need to be connected to the internet?

To check out your titles and stream them, yes. On mobile devices, hoopla allows you to download the content onto your device for a limited time. (see instructions below)

- Will my device work with hoopla?

Hoopla is compatible with most laptops and computers running Windows 7 or higher, Mac OSX 10.6 or higher, newer smartphones, tablets (iOS 6+ and via select Android devices), and via Kindle Fire HDX (no other Kindle devices are supported at this time).

**FREE E-BOOKS, AUDIOBOOKS, MUSIC,
TV SHOWS, MOVIES, AND COMICS!**





NOW: Up to 8 checkouts a month per patron!

1 How do I sign up?

Accessing hoopla via tablet or phone:

First download the free digital app from the App Store on your Android, IOS, or Kindle Fire HDX.

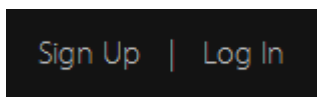

—Search for **hoopla digital**, and choose download.



Accessing hoopla via your using the Internet:

Click on the **hoopla** link under **E-library** on our website **basehorlibrary.org**.

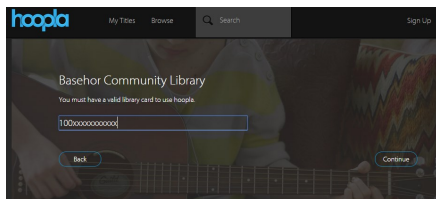
2 After you download the app or click through to the hoopla website in your browser, click on **Sign Up**, located in the top right corner of your screen.




Click **Continue**.

Choose Basehor Community Library or search for it in the space provided. Click **Continue**.

3 Enter your library card number and, click **Continue**.



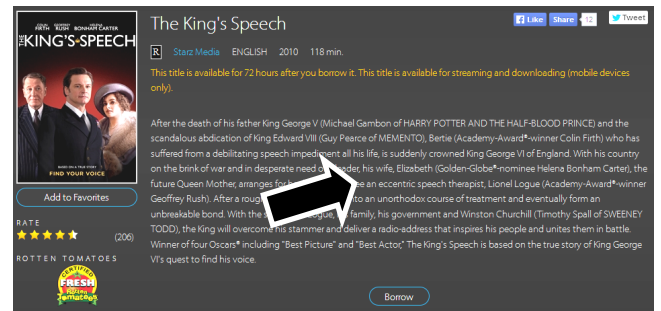
4 Enter your email address, and create a unique password. This will be your login for the future. Click **Continue**.



5 Start borrowing!

Browse using the search feature, or by genre.

After you locate a title you wish to check out, click on the cover, and click **Borrow**.



Once it is checked out, the return/expiration date will appear in orange below the title.

returns Sunday, October 12, 2014 or return now

Click **Play** to view your selected title. The first time you use hoopla on your computer, it may ask you to install a plugin. This is essential for the program to function. Please do not refuse this!

To download content to mobile device:

Click Borrow, then click "Download to your device." Read, listen, or watch without being connected to the internet!

Late fees? NEVER!

Movie / TV content = 3 days

Music albums = 7 days

Audiobooks = 21 days

E-books = 21 books